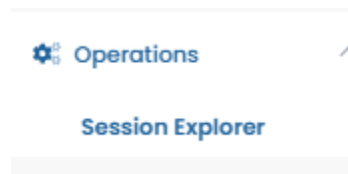


ADAM Multiple Reporting Orgs Updates

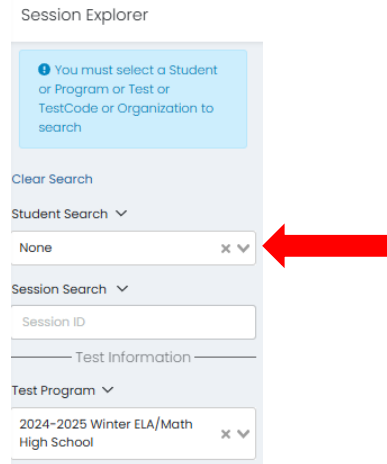
Go into ADAM under Operations/Session Explorer



This can be done with an individual update or as a bulk upload.

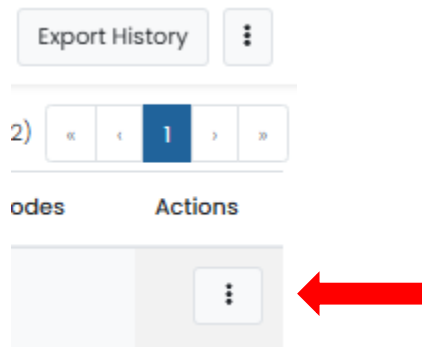
Updating individually:

Under Session Explorer, enter SASID in Student Search

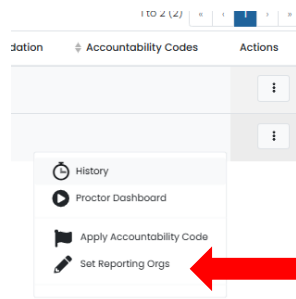


Hit search at the bottom.

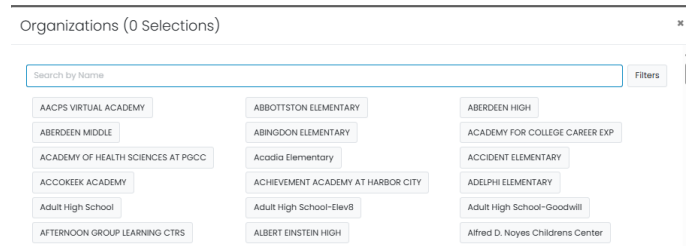
After the student appears go to the right of the screen to the three dots under "Action" and select.



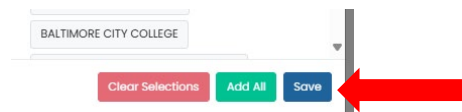
Select Reporting Orgs



Select one reporting org from the list OR start typing the name.

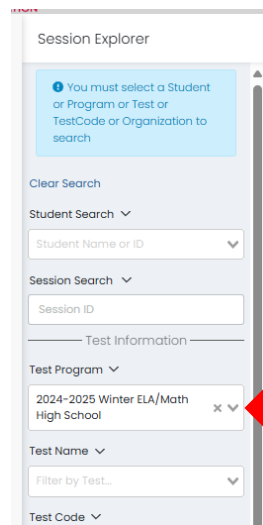


Hit save when complete (lower right hand)

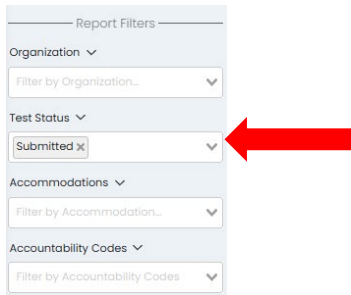


Updating in a bulk upload

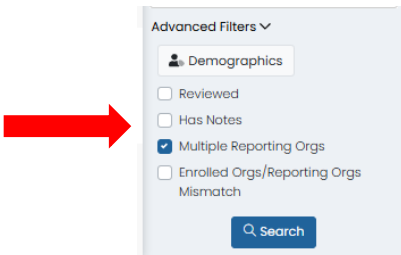
Under Session Explorer, enter the Test Program (2024-2025 Winter ELA/Math High School)



Select "Submitted" under Test Status

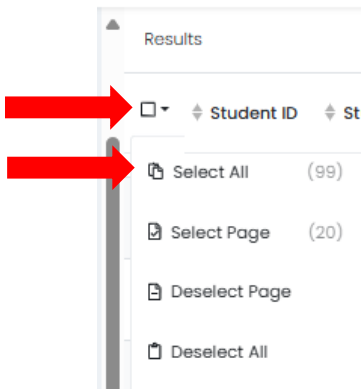


Click on "Advanced Filters" and Select Multiple Reporting Orgs

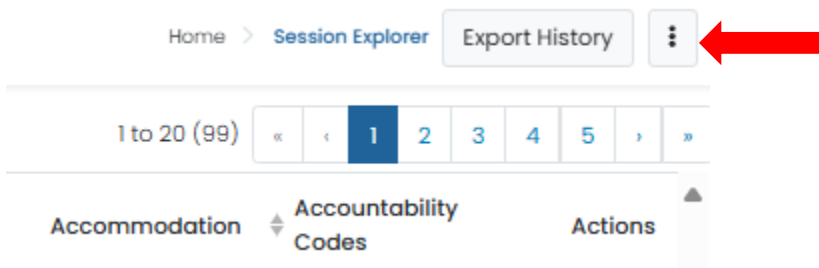


Hit Search at the bottom.

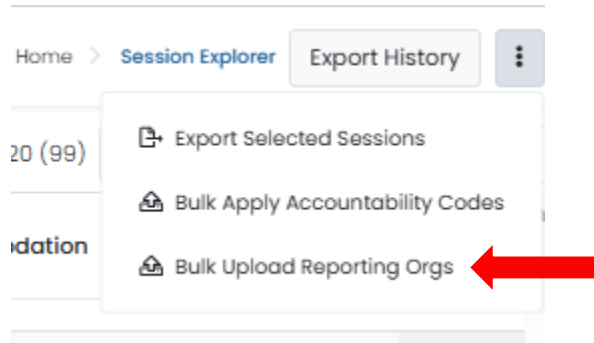
Click on box. Select All at the top



Then select the three dots in the upper right of the screen



Select Bulk Upload Reporting Orgs



Click on create a template

Bulk Reporting Orgs CSV

Follow the 3-step process to upload bulk reporting organizations.

Step 1
Instructions for Step 1 for Bulk Reporting Orgs

[Click to create template](#)

When your template has been created it can be downloaded from the Template History Button at the top of the page. The template is named using the format Template_<uid>.csv (e.g., Template_9f7a5376-3f32-4ff6-92bf-f035f565c38c.csv)

Step 2

- Open the file using Sheets, Numbers, or Excel.
- Each row has a column NewReportingOrgIDs that can be filled in
- If multiple reporting orgs are being set use a pipe delimiter | to separate each id
- Save the modified file as a .csv (comma separated values)

Step 3

Choose a file or drop it here... [Browse](#)

In the template under “NewReportingOrgIDs” (Column R) enter ONE reporting org ID

17	18	19
CurrentReportingOrgIDs	NewReportingOrgIDs	
221309 221307		
300858 300347		
300858 300347		
030072 030069		
300858 300427		
120678 120181		
160705 160208		
300854 300400		
300854 300429		
030072 030371 030069		
300887 300480		
030172 030052		
221309 222424		
030174 030175		
030473 030069		
030473 030069		
030052 030371		
030172 030052		
030055 031573		
030055 031273		
300854 300430		
300854 300429		

When complete, save as a .csv file then upload new file.